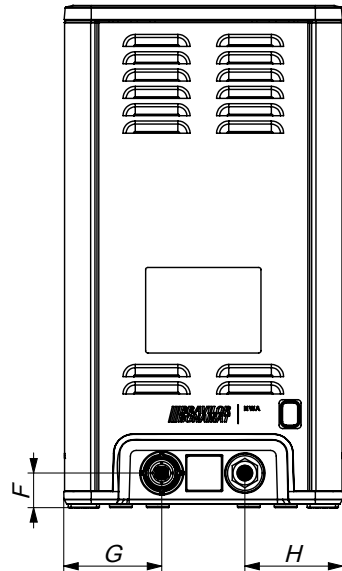
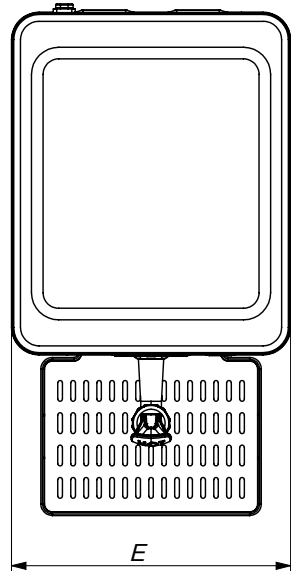
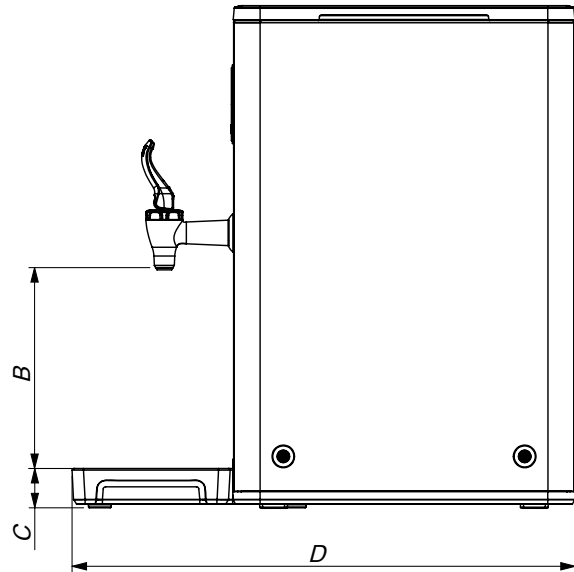
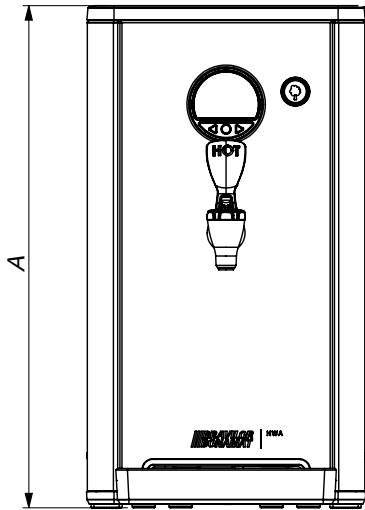


HWA / HWA D



Ref./mm	HWA 6	HWA 6D	HWA 14	HWA 14D	HWA 21
A.	435		501		635
B.	174	144	174	144	204
C.	35		35		35
D.	443		568		568
E.	242		242		242
F.	30		30		30
G.	85		85		85
H.	85		85		85